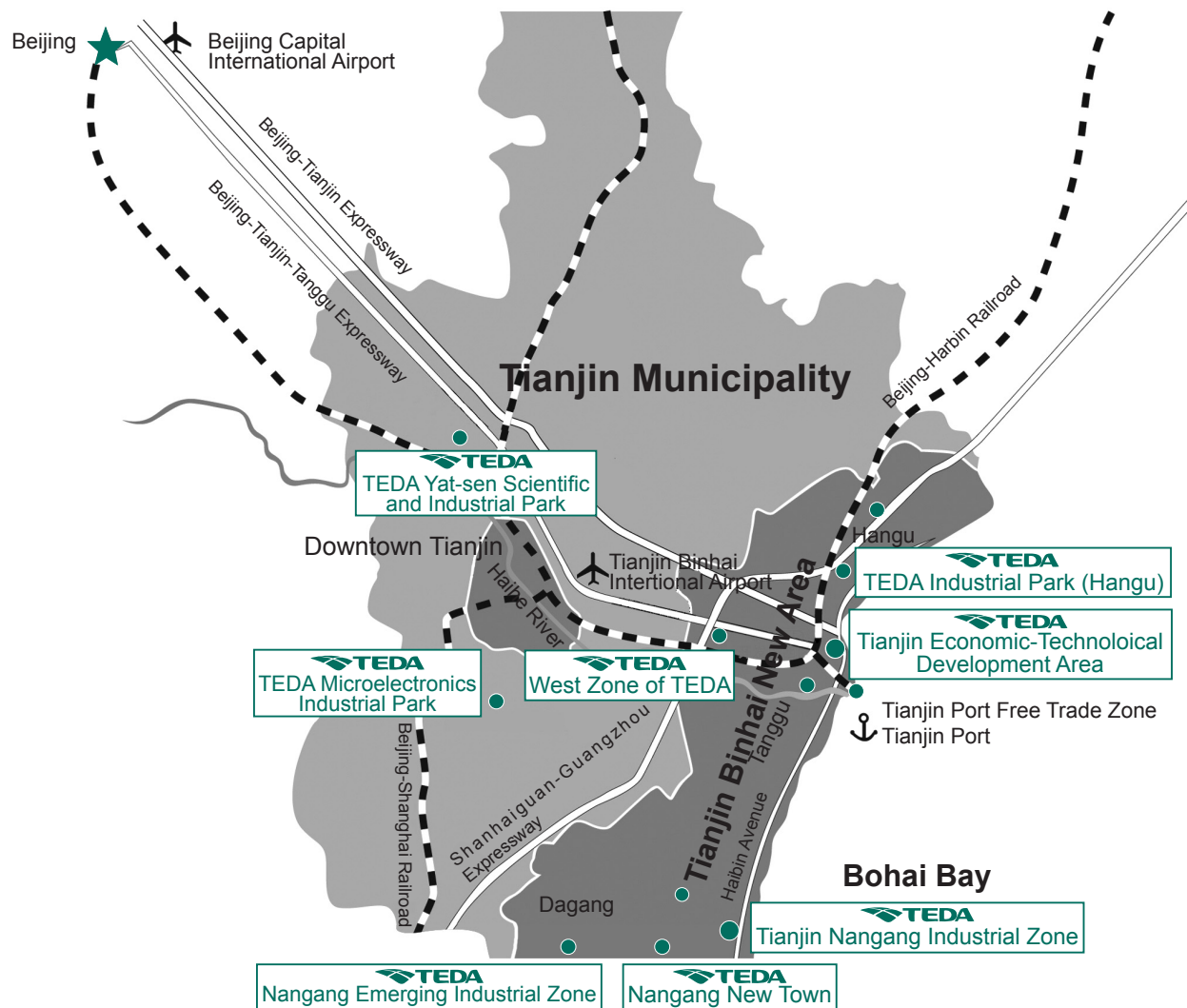




TIANJIN
ECONOMIC
-TECHNOLOGICAL
DEVELOPMENT
AREA

**2010 Annual Report of Tianjin
Economic-Technological
Development Area
|2010|**





Location of Tianjin Economic-Technological Development Area

Adjacent to the Tianjin Port Free Trade Zone, TEDA neighbors on the Tianjin Port in the east, the largest port in North China which boasts the second largest container terminal in China.

38 km to the northwest of TEDA is the Tianjin Binhai International Airport which has the largest air freight center of China.

A part of the Eurasian Continental Bridge which has developed fast in recent years, TEDA is connected via the Beijing-Shanhaiguan Railway in the west with the national railway network and can transport goods to Europe.

By the Beijing-Tianjin-Tanggu Expressway and the Beijing-Tianjin Expressway which traverse TEDA, it takes only one and half hours to drive from Beijing to TEDA.

In 2004, the State Council officially approved the expansion plan of TEDA for its West Zone.

In 2009, TEDA was designated by the Tianjin Municipal Committee of the CPC and the Tianjin Municipal Government as the major player for the development, construction and administration of the Nangang Industrial Zone.

In 2010, the Nangang Emerging Industrial Zone and the Nangang New Town commenced their development and construction.

To meet its development requirements, three subzones have been established outside TEDA, namely the Microelectronics Industrial Park, the Yat-sen Scientific and Industrial Park, and the TEDA Industrial Park (Hangu).


●	Chairman's Message	4
●	Statistical Communique	7
●	Tables	19
●	Top 100 Enterprises	44



contents

2010

2010 Annual Report of Tianjin Economic-Technological
Development Area



Chairman's Message

2010, the last year of China's 11th Five-year Plan, is also a memorable milestone in the development process of TEDA. During this year, TEDA, guided by the scientific development outlook, continued its efforts in building China's new platform for economic growth and executing the development strategy of "2+2+2+3+4" (namely, to strengthen such two sectors as advanced manufacturing and modern services, to foster such two economic engines as investment and science and technology, to expand existing client base while absorb new ones, to pay equal attention to such three groups of business partners as overseas, state-owned, and private investors, and to facilitate the balanced development towards the east, west, south and north). Focusing on the readjusting of economic structure and reshaping of development model, TEDA did a great job in deepening reform and opening-up, constantly enhancing core competitive edges, and maintaining its economy in a swift, sound, and organic momentum. Steady and balanced progresses were scored in various social fronts. Tasks set for the 11th Five-year Plan Period were beautifully accomplished. By these, we have made positive contributions to the development of Tianjin Binhai New Area and Tianjin as a whole.

The year 2010 witnessed the best performance of TEDA for the recent five years both by economic speed and quality. Its all-year GDP grew by over 25% to 154 billion yuan. During the 11th Five-year Plan Period, our y-o-y growth averaged at 24%. Industrial Output Value reached 510 billion yuan, doubling the record at the end of the 10th Five-year Plan Period and crossed the thresholds of 300-billion, 400-billion, and 500-billion yuan successively. Investment in fixed assets boomed. Investment in 2010 alone has exceeded 50 billion yuan while investment over the past five years accumulated to around 160 billion yuan. Through the past year, TEDA saw continuous improvements both in industrial structure and development model. High achievements were scored in hi-tech innovation when over 1,200 local companies

were recognized as hi-tech SMEs. The weight of the tertiary industry kept increasing thanks to the robust clustering of corporate headquarters, producer service providers, and service outsourcing companies. Nine advanced manufacturing sectors continued to gather and flourish. The automobile sector turned out to be the second 100-billion-yuan industrial pillar after the electronics and telecommunications sector. Capital structure saw further optimization with output value of domestic-funded companies approaching 100 billion yuan. Economic returns saw rapid growth. The 40% profit margin growth registered by local companies far outpaced the income growth. TEDA has become the country's front runner in terms of the intensive utilization of resources. Its per capita output of land, all-over labor productivity, and emission of main pollutants saw sustained improvement with energy-saving and emission reduction targets all meeting the 11th Five-year Plan targets. Through 2010, construction in the Nangang Industrial Zone scored major breakthroughs. Sea reclamation and energy infrastructure projects proceeded with every passing day and night. So far, 50 square kilometers of land have been prepared for industrial projects. Planning and construction for ports, railway, and public utility islands were launched in an all-round way. The Sino-Russia 13-million-ton oil refinery project broke ground. The one-million-cubic-meter crude oil reservoir of PetroChina was completed and phased in. A batch of new projects inked agreements and settled down. At the same time, we unveiled the planning and construction of South Emerging Industries Park and Nangang New Town, which were designed as an integral part of the Nangang Industrial Belt. Development of TEDA West accelerated on every front. Planning and construction of its living estate started. A group of heavyweight projects such as China's Next-gen carrier rocket, Great Wall Motor, Jianlong Heavy Industry Group were to be completed for operation very soon. Urban functions and image of TEDA East kept improving. Area C of the Modern Service

District was officially opened. Many modern service projects and their carriers were built up in succession. Through 2010, social undertakings in TEDA achieved success on all fronts. The management system of TEDA Cardiovascular Hospital was introduced to the rest of the country. TEDA No.1 Middle School was promoted to be a municipal-level key school. TEDA led the whole Tianjin Municipality in harmonious community building. 2010 also saw many new milestones in our comprehensive investment environment building. For the 13th successive year, TEDA was crowned No.1 among all the state-level development zones in the comprehensive ranking by MOFCOM in terms of the overall evaluation of investment environment. As a paradise for Chinese and overseas investors and entrepreneurs, TEDA has attracted over 50 billion US dollars of paid-in capital thanks to the joint efforts of both our domestic and overseas-funded clients.

The 12th Five-year Plan Period will be a golden age for the development of Tianjin. 2011, the starting point of the 12th Five-year Plan Period, is also a crucial year for the development and opening-up of Tianjin Binhai New Area. TEDA will continue to build China's new platform for economic growth and execute the Strategy of "2+2+2+3+4", prepare a stronger base for advanced manufacturing, R&D and incubation and a cluster of high-end service sectors, and make greater contribution to the faster development of Tianjin Binhai New Area and Tianjin as a whole. As always, we will carry on industrial development and the improvement of investment environment to attract more Chinese and overseas investors and entrepreneurs. We will back up our development with advanced manufacturing sectors and producer services. We will accelerate the upgrading of development model. We will redouble our efforts in hi-tech innovation through highlighting the fostering of emerging strategic industries and hi-tech SMEs. We will put people first and regard the improvement of people's livelihood as our ultimate goal of development.

We will promote urban and social development and build a harmonious community. We will add more fuel to the development and construction of Nangang Industrial Zone, and accelerate land leveling and land reclamation from the sea to ensure major energy and infrastructure projects such as the port terminals, railway lines, and public utility islands of Nangang as well as a group of major industrial projects can become operational on time. We will see TEDA West grow in leaps and bounds after several painstaking years of infrastructure preparation and initial production, with construction of its living estate progressing rapidly and smoothly. We will ensure a batch of high-quality and high-yield projects become operational and profit-making in TEDA West. We will push forward the urbanization process in TEDA East to make this cradle of TEDA a well-planned, high-quality, harmonious, and livable core city.

Standing at a fresh-new scratch line, TEDA find itself embraced by unprecedented opportunities which promise both hopes and challenges. Facing the new tasks under new situation, we will adhere to our core value of "To be number one", strengthen our resolve, open up our mind, and unleash the infinite energy and use the rich experience we accumulated during the past 26 years. In this way, we will welcome more optimized investment environment, more prosperous economy, more harmonious society, and a better future for every member in the big TEDA family!

He Shushan

Chairman of the Administrative Commission of
Tianjin Economic-Technological Development Area
(Nangang Industrial Zone)



Jan, 2011




2010 ANNUAL REPORT OF TIANJIN ECONOMIC-TECHNOLOGICAL DEVELOPMENT AREA

STATISTICAL
COMMUNIQUE

2010

2010 Annual Report of Tianjin Economic-Technological
Development Area

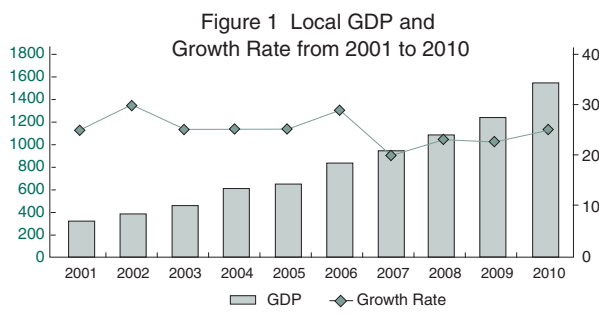


2010 Annual Report on the Economic and Social Development of Tianjin Economic-Technological Development Area

In the year 2010, led by the Tianjin Municipal Committee of the Communist Party of China, the Tianjin Municipal Government and the Tianjin Binhai New Area (hereinafter referred to as TBNA), Tianjin Economic-Technological Development Area (hereinafter abbreviated to TEDA, with “Taida” as its Chinese transliteration) took the Deng Xiaoping Theory and the important thoughts of Three Represents as its guide, and thoroughly applied the Scientific Outlook on Development. By putting the transformation of development mode high on the agenda, TEDA strived to be China’s new platform for economic growth, and implemented the strategy of “2+2+2+3+4”, (namely developing such two industries as advanced manufacturing and modern services stronger, fostering such two engines as investment and science & technology, promoting the expansion of existing corporations and the adsorption of new ones, laying equal emphasis on such three groups of investors as foreign, state and private ones, and propelling the common development of TEDA’s four zones in the east, west, south and north). Centered on industrial development and people-oriented strategy, TEDA proceeded with confidence, went all out to tide over the difficulties and achieved the goals. Huge progress has been made in regional economy and social undertaking. Consequently, TEDA sustained its leading strength among all development zones across the country, playing an important role in the development of TBNA and Tianjin Municipality.

I. General Overview

* Local economy maintained sound growth. According to the joint audit by the Tianjin Municipal Bureau of Statistics and TEDA Statistics Bureau, TEDA's GDP stood at 154.586 billion yuan in 2010, a comparable growth of 25.1% over the previous year. Specifically, the value-added of the secondary industry hit 118.803 billion yuan, a comparable growth of 25.6% while that of the tertiary industry 35.784 billion yuan, up by 22.1% comparably. The ratio of the secondary and tertiary industries was 76.9:23.1. Overall labor productivity was 384,100 yuan per person, a comparable growth of 10.7%.



* Fiscal revenue grew at a rapid pace. The zone registered 36.150 billion yuan in total fiscal revenues, up by 29.1% over the previous year. Tax revenue hit 27.462 billion yuan (a year-on-year growth of 22.5%), in which value-added tax accounted for 10.082 billion yuan (up by 6.3%), consumer tax 4.618 billion yuan (up by 42.5%), business tax 2.305 billion yuan (up by 21.0%) and corporate income tax 7.011 billion yuan (up by 39.8%). Local fiscal revenue increased by 30.8% to 16.684 billion yuan, including 12.905 billion yuan of local general budget revenue (up by 31.2%). Fiscal expenditure increased by 30.3% to 16.996 billion yuan, including 16.996 billion yuan of local general budget expenditure (up by 30.3%).

* The macro investment environment further improved. In 2010, TEDA worked out the Outline of the Twelfth Five-Year Plan for the Economic and

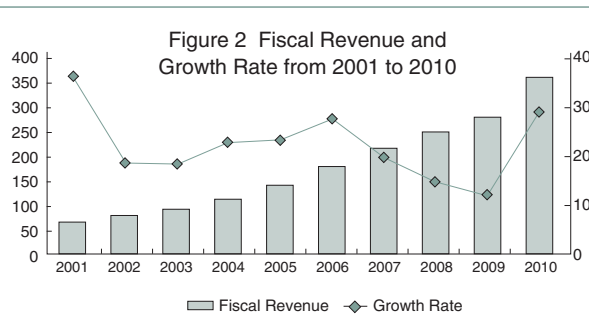
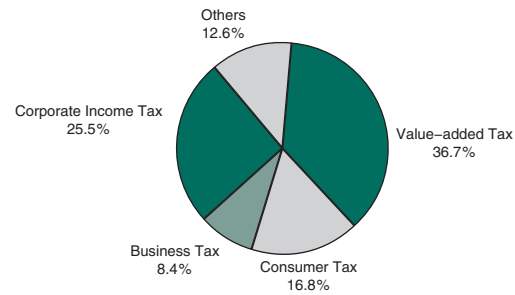


Figure 3 Tax Revenue Breakdown in 2010



Social Development of TEDA (Nangang Industrial Zone) as well as the Twelfth Five-Year Plan for the Nine Major Industries of TEDA, checked and cleared up administrative and institutional charges and set up the system of public notice on charges, compiled the Business Service 300 Questions to make its service clear and standardized. The Bonded Logistics Center started operation. In the comprehensive investment environment appraisal by the Ministry of Commerce, TEDA has ranked first for 13 years in a row among China's state-level development zones. In addition, TEDA has been approved as one of the pilot bases of new industrialization (electronics industry) by the Ministry of Industry and Information Technology. TEDA National Industrialization Base of Modern Service has been accredited as a national industrialization base of modern service by the Ministry of Science and Technology. Associations and organizations such as the TEDA International Chamber of Commerce and the TEDA Chapter of All-China Federation of Industry and Commerce have been playing active roles in boosting the development of businesses.

* TEDA enhanced institutional reform and upgraded its administration capacity to a new level. The investment promotion system, technology system and administration system of three sub-zones, namely the Microelectronics Industrial Park, the Yat-sen Scientific and Industrial Park and the TEDA Industrial Park, have gone through a series of reforms. The Office of the Leading Group for Investment Promotion and TEDA Technology Development Group Co., Ltd. have been set up, a big move to combine the efforts of investment promotion and science & technology. State-owned corporations went through a pilot project about the assessment of business performance, the regulation of property transference, the registration of property rights, and the improvement of administration system of state-owned assets as well.

* TEDA's role as a gateway of opening-up was further highlighted. In 2010, it actively got involved in international exchanges, carried out frequent and extensive cooperation with a variety of international

agencies and organizations and turned into a more internationalized community. Among national-level development zones, TEDA is the first one to set up its representative office in Taiwan. Till now, it has established offices in US, Japan, Europe, Beijing, Shanghai, Hong Kong and Taiwan.

* Publicity and image building campaigns were highly vibrant. High-end conferences were held in TEDA, such as the First China Financial Leasing Summit, the Fourth China International Private Equity Forum, the Sixth International Forum on China Automotive Industry Development, the Ninth International Mobile Phone Industry Exhibition and Forum, the Tenth North China International Bicycle Exhibition and so on, enhancing TEDA's brand value and regional influence.

II. The Secondary Industry

* Industries maintained stable growth. In 2010, TEDA saw an industrial value-added of 115.731 billion yuan, a comparable increase of 25.4% over the previous year. Its total industrial output value hit 510.128 billion yuan, a y-o-y increase of 21.4%. Foreign, Hong Kong, Macao and Taiwan investors registered a total output value of 416.421 billion yuan (up by 20.5%), while domestic corporations saw a y-o-y investment increase of 25.6% to 93.707 billion yuan.

* Key companies carried on their pioneering role. In 2010, 11 local companies registered a respective industrial output value of over 10 billion yuan. 73 companies registered a respective industrial output value of over one billion yuan, contributing 86.0% of the region's total. 254 companies registered a respective industrial output value of over 100 million yuan, or 97.3% of the region's total. Giants such as FAW Toyota, Samsung, Motorola, Bohai Drilling, Bohai Equipment, Otis Elevator, Novo Nordisk and Tinghsin carried on their leading role.

* Industrial mix was further upgraded. In 2010, eight major industries, namely, electronics & telecommunications, auto, machinery manufacturing, petrochemicals, biomedicine, food & beverage, aerospace and new energy & materials generated a total industrial output value of 394.713 billion yuan, 77.4% of the region's total. Among them, electronics & telecommunications industry saw an output value of 128.324 billion yuan or 25.2% of the region's total, auto industry 103.469 billion yuan or 20.3% of the region's total, machinery manufacturing industry 66.719 billion yuan or 13.1% of the region's total, petrochemical industry 38.975 billion yuan or 7.6% of the region's total, new energy & materials 18.870 billion yuan or 3.7% of the region's total, and bio-

pharmaceutical industry 11.658 billion yuan or 2.3% of the region's total.

The mix of key products continued to be optimized. Vigorous growth has been seen in electronic products such as liquid crystal module, projector, integrated circuit, liquid crystal TV, machinery products such as elevator, wind power equipment and decelerator, new energy & materials such as solar battery and lithium-ion battery, food and beverage such as feed, virgin vegetable oil, instant food and beverage as well as pharmaceuticals such as insulin.

Table 1 Output and Growth Rate of Major Industrial Products in 2010

Item	Unit	Output	Growth Rate (%)
Mobile Phone	10,000	9161.42	7.4
Large-scale Integrated Circuit	100 million	8.14	49.6
Electronic Component	100 million	4370.31	42.9
Projector	10,000	19.64	—
Liquid Crystal Module	10,000	42.18	—
Digital Camera	10,000	1227.07	14.7
Color TV	10,000	212.66	51.3
Lithium-ion Battery	100 million	1.98	25.3
Solar Battery	MW	89.58	65.3
Automobile	10,000	48.24	25.7
Elevator	10,000	1.16	9.3
Decelerator	10,000	19.61	87.7
Electronic Bicycle	10,000	23.31	56.4
Meridian Tire	10,000	1515.73	21.1
Carbon Black	10,000 tons	29.10	75.7
Soft Drink	10,000 tons	359.20	8.3
Virgin Vegetable Oil	10,000 tons	23.06	42.7
Feed	10,000 tons	130.31	21.3
Instant Staple Food	10,000 tons	30.81	43.2
Wheat Flour	10,000 tons	12.15	48.5
Enzyme	10,000 tons	4.13	15.6
Insulin	Ton	1401.00	25.5

* Hi-tech industries kept expanding. In 2010, local hi-tech industries saw an output value of 230.983 billion yuan, a y-o-y increase of 18.5%, accounting for 45.3% of the region's total. The contribution of biomedicine, aerospace, new energy & materials to the region's hi-tech industries continued to go up.

* Industrial economic efficiency further improved. In 2010, core business revenue of industrial companies in TEDA hit 518.795 billion yuan, up by 21.7% than the previous year, among which 419.167 billion yuan was generated by Hong Kong, Macao and Taiwan-funded ones, up by 20.7%. Industrial companies above the designated scale (with each of their annual sales revenues over five million yuan) registered a total profit of 25.726 billion yuan, up by 34.7%, with the index of synthetical economic benefits up to 263.66;

ratio of total assets to industrial output value up by 0.21 percentage point to 16.2%; ratio of maintenance and appreciation of assets value up to 112.4%; ratio of profit to cost up by 0.22 percentage point to 5.3%; ratio of sales to gross output value up to 101.4%; and overall industrial labor productivity was 405,100 yuan per person, a comparable growth of 11.0% over the previous year.

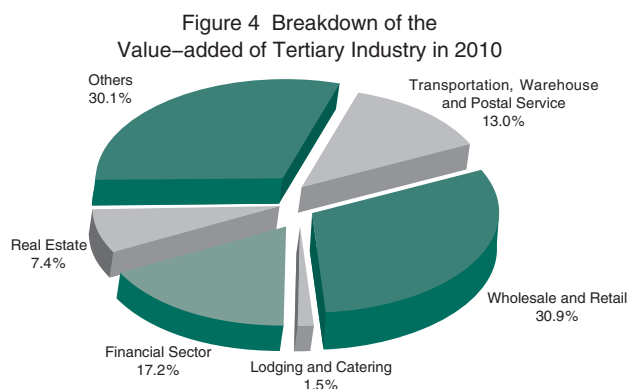
* Industries in TEDA's West Zone saw a brisk rise. The rapid development of Dongfang Electric, Lizhong Alloy, Kumho Tire, Jinlu Iron & Steel and Lianfa Precision Steel, etc. propelled the speedy growth of the West Zone. Its year-round total industrial output value registered 20.769 billion yuan, a y-o-y growth of 48.2%.

* Growth in the three sub-zones maintained smooth pace. In 2010, TEDA Microelectronics Industrial Park (MIP), TEDA Yat-sen Scientific and Industrial Park (YIP), and TEDA Industrial Park (Hangu) (TEDA-IP) registered a total industrial output value of 93.467 billion yuan, up by 23.9% year-on-year. Specifically, TEDA MIP saw its output value up by 27.3% to 81.115 billion yuan, while that of TEDA YIP up by 35.3% to 5.898 billion yuan and that of TEDA-IP up by 71.1% to 6.453 billion yuan.

* Construction industry grew steadily. In 2010, construction companies in TEDA contributed a total value-added of 3.072 billion yuan, with a comparable increase of 43.5% and a total output value of 12.675 billion yuan, with a y-o-y rise of 35.8%. The total floor area registered 65.6697 million square meters.

III. The Tertiary Industry

* The tertiary industry witnessed rapid expansion. In 2010, various sectors of the tertiary industry in TEDA grew at a pleasing speed, contributing more fuel to the regional economy. Among them, the value-added went up by 65.0% comparably to 4.650 billion yuan in transportation, warehouse and postal service, rose by 22.4% to 11.041 billion yuan in wholesale and retail, up by 1.5% to 524 million yuan in accommodation and catering, up by 24.6% to 6.137 billion yuan in the financial sector, down by 28.7% to 2.665 billion yuan in real estate and up by 26.8% to 10.766 billion yuan in other service sectors.



* Transportation, warehouse and postal service saw stable growth. In 2010, freight volume of various transportation means totaled 26.1300 million tons. Freight turnover hit 36.560 billion ton kilometers. Passenger delivery volume increased to 53.4933 million people (up by 86.3%), to which 22.4257 million was contributed by the Jinbin Light Rail, up by 30.0%. By the end of 2010, the number of freight and passenger carriers in TEDA totaled 282, employing 6,216 passenger and freight vehicles (among which 5,985 are freight vehicles). Postal service also maintained high-speed growth. In 2010, the whole region saw a total postal business volume of seven million yuan. Altogether 324,000 letters were sent.

* The scale of information transmission, computer service and software industry continued to expand. In 2010, TEDA's business volume of telecommunications registered 282 million yuan. Subscribers of landline contributed a total of 536 million minutes of long distance call, in which 145 million minutes came from international calls and 51 million minutes from IP calls. The installed capacity of program-controlled telephone reached 123,600 gates. The number of landline subscribers totaled 84,100 households and broadband subscribers 46,200 households.

* Wholesale and retail rocketed. In 2010, TEDA's shopping environment further improved, highlighted by the opening of AEON Mall, and the coming of Jusco Supermarket and Sunning Home Appliance. In 2010, social retail goods totaled 11.807 billion yuan, up by 6.3% year on year. Total purchase was 110.508 billion yuan, up by 47.9%. Total sales was 110.967 billion yuan, up by 47.4%, among which the sales of metal materials accounted for 30.057 billion yuan, up by 26.4% year on year; food, beverage, tobacco and liquor 5.402 billion yuan, up by 24.8% year on year; petrochemical materials and products 7.437 billion yuan, up by 72.4%; coal and coal products 27.079 billion yuan, up by 150%; auto products 6.361 billion yuan, up by 19.7%; petroleum and petroleum products 15.406 billion yuan, up by 55.8% year on year; and electromechanical products and equipments 3.264 billion yuan, up by 50.9% year on year.

* Accommodation and catering services continued sound growth. In 2010, Sheraton's second five-star hotel got established in TEDA. 11 hotels of four stars and above have opened in TEDA, among which five are five-star ones. In 2010, 818,300 person-times of guests stayed in TEDA's hotels, a y-o-y increase of 10.1%, including 201,300 person-times of overseas travelers. Business revenue of hotels registered 1.066 billion yuan, up by 98.3% and that of catering 570 million yuan, 1.9 times of the previous year.

* Financial industry saw rapid growth and the

gathering of burgeoning business accelerated in TEDA. In 2010, financial leasing scaled up. ICBC Leasing and Zoomlion Finance and Leasing maintained rapid growth. Meanwhile, Industrial Bank Financial Leasing and John Deer Leasing settled in TEDA. Microcredit companies shot up. Two new companies opened in TEDA, namely Fangzhou Microcredit Co., Ltd. and Xinchun Microcredit Co., Ltd. Home Credit, the first wholly foreign-owned provider of consumer finance opened in TEDA, a major breakthrough in financial innovation. Non-banking financial institutions were highly active. In 2010, 195 fund companies registered, in which 124 are partnerships and 71 corporations. The subscribed capital contribution registered 14.236 billion yuan, in which 11.640 billion were from partnerships and 2.596 billion from corporations. By the end of 2010, there were altogether 35 banking institutions (including seven overseas ones) in TEDA with 93 banking outlets, 11 insurance institutions, six listed companies (two were listed overseas) and three finance companies.

Table 2 Performance of Financial Institutions in 2010

Index	Unit	Year-end Figure	Growth Over Last Year-end (%)
Balance of RMB Deposits	100 million yuan	1582.79	20.6
Including: Deposits of Company	100 million yuan	1172.66	15.0
Deposits of Residence	100 million yuan	356.88	38.5
Balance of Deposit in Foreign Currencies	US\$ 100 million	13.69	51.6
Balance of RMB Loans	100 million yuan	1730.36	17.7
Including: Balance of Short-term Loans	100 million yuan	376.37	27.6
Balance of Medium and Long-term Loans	100 million yuan	1123.01	12.9
Balance of Loans in Foreign Currency	US\$ 100 million	20.98	3.0
Cash Income of Financial Institutions	100 million yuan	1068.45	26.7
Cash Expenditure of Financial Institutions	100 million yuan	1135.94	27.6
Insurance Value	100 million yuan	2183.00	-23.2
Premium Income	100 million yuan	4.05	-14.2
Insurance Claim Expenditure	100 million yuan	1.45	-56.6
Securities Turnover	100 million yuan	8169.38	-1.8
Including: Stock Turnover	100 million yuan	7705.54	-2.4

* Real estate developed at a stable pace. In 2010, 4.464 billion yuan was invested in TEDA's real estate projects, covering a total floor area of 1.9508 million square meters, among which 629,300 square meters were commercial residential housing. TEDA completed 37,100 square meters of building construction (of which 37,100 square meters were commercial residential housing). Sold floor area of commercial housing totaled 350,200 square meters, among which 324,200 square meters were commercial residential housing. Sold floor area of commercial housing totaled 4.142 billion yuan, among which commercial

residential housing accounted for 3.821 billion yuan.

* Exhibition industry saw continuous growth. In 2010, 14 exhibitions and conventions were held in TEDA, involving 300,000 square meters of exhibition area. 440,000 person-times of visitors participated in the fairs.

IV. Investment Promotion

* TEDA carried forward its commitments that investors are kings, and projects lifelines, synchronized the growth of foreign, state and private investment, and paid great attention to the coordinated development of the secondary and tertiary industries. It introduced new strategies, reformed the investment promotion system, created new channels in investment absorption, enhanced the pattern of industry-based investment absorption, vigorously promoted flagship projects, and stressed services for enterprises after their establishment. In addition, TEDA also attracted more investment of higher quality and larger scale.

* Scale of incoming investment projects continued to expand. In 2010, TEDA approved registration applications from 136 new projects invested by foreign, Hong Kong, Macao and Taiwan clients as well as 236 reinvestment applications, involving US\$ 8.410 billion (up by 32.0% year-on-year) of foreign investment, US\$ 5.735 billion (up by 5.6% year-on-year) of contracted foreign investment and US\$ 3.625 billion (up by 20.0% year-on-year) of actually utilized foreign investment. Throughout the year, 820 domestic companies registered and another 332 ones increased their investment, involving a total registered capital of 45.848 billion yuan. Also 625 privately-owned companies settled down with newly registered capital of 15.424 billion yuan.

* Quality of incoming projects was better. In 2010, 76 newly approved foreign, Hong Kong, Macao and Taiwan projects made a respective investment of over US\$ 10 million. Investment scale of new projects averaged US\$ 37.2597 million. Among these projects, eight were funded by the Fortune 500 companies. In 2010, the total reinvestment from foreign, Hong Kong, Macao and Taiwan-funded companies hit US\$ 3.343 billion, in which contracted foreign investment was US\$

1.458 billion and average investment US\$ 14.1658 million. Altogether 34 projects such as HP, INOVA Geophysical Equipment, Foxconn, ATMU, Samsung Electronics, Motorola Mobility and Ting Hsin International Group increased their investment by over US\$ 10 million each, thus injecting new fuel to local economy. 241 domestic-funded companies were set up with their respective investment topping 10 million yuan and registered capital averaging 28.5361 million yuan. 116 domestic-funded companies reinvested over 10 million yuan each. The settle-down or reinvestment such as Jianlong Heavy Industry, Xinxing Heavy Industries and Great Wall Motors contributed to the strong lineup of the region's domestic-funded companies.

* With its focus on finance, service outsourcing, logistics and trade, modern service industry maintained rapid and diversified growth. In 2010, in the tertiary industry, 107 new foreign-funded projects were approved and 53 ones added investments, with their total contracted investment up by 21.8% y-o-y to US\$ 4.599 billion, and 766 domestic-funded ones were registered, with their registered capital totaling 26.666 billion yuan. Thanks to its efforts in infrastructure, policy and service outsourcing trainings, etc., many service projects started or reinvested in TEDA, such as CNPC crude oil storage tank, Sinopec oil storage base, Tianjin CS & CR Shipping Co., Ltd., Home Credit Consumer Finance, CCB International, Industrial Bank Financial Leasing, AEON Group, Sheraton and International SOS as well.

* By the end of 2010, TEDA has accumulatively approved 4,870 companies from 74 countries and regions, including Hong Kong, Macao and Taiwan, involving US\$ 62.207 billion of project investment, US\$ 46.273 billion of contracted foreign capital and US\$ 26.089 billion of actually utilized foreign capital. The investment of each project averaged US\$ 12.7734 million. Among all the projects, 882 had a respective investment of over US\$ 10 million and 52 had a respective investment of over US\$ 100 million. The region has altogether 9,546 domestic-funded enterprises with a total registered capital of 177.069 billion yuan. Among them, 1,757 enterprises (including 1,200 privately-run ones with 81.720 billion yuan of total registered capital) had a respective registered capital of over 10 million yuan. By 2010, 78 of the Fortune 500 companies have invested in 166 projects in TEDA. Multinationals are the backbone of the region, e.g. Motorola, IBM, HP, Coca Cola, Pepsi Cola, Halliburton, Honeywell, UTC, Philip Morris, John Deere, and Bunge from the United States, Toyota, Toyota Tsusho, Yamaha, Yazaki, Matsushita, Denso, Kyocera, Idemitsu, Itochu, Marubeni, Sumitomo, Canon, Mitsubishi Corporation, AEON, Mitsubishi Electronics, Mitsui

& Co, Nissho Iwai, Aisin, Sekisui, Nykline, and Kawasaki from Japan, Samsung, Hyundai, LG International, and POSCO from the Republic of Korea, Volkswagen, Continental AG, and Thyssen Krupp from Germany, Nestle from Switzerland, Schneider, Lafarge, and Veolia from France, GSK and BOC from the United Kingdom, Akzo Nobel from the Netherlands, Novo Nordisk and Vestas from Denmark, Hon Hai, Tingshin, and Inventec from Taiwan and indigenous giants like PetroChina, Sinopec, ICBC, COFCO, Jianlong Heavy Industry Group, Great Wall Motor and Tianjin CS & CR Shipping Co., Ltd.

V. Scientific and Technological Innovation

* Scientific and technological innovation system saw more progress. The region's capacity of self-innovation and hi-tech incubation continued to improve while the creation, application, and protection of IPR were strengthened. These efforts made TEDA more qualified as a highland for self-innovation and hi-end industries. In 2010, investment in Hi-tech Development Fund and Hi-tech Venture Fund totaled 160 million yuan and 1,202 patent applications were submitted (among which 480 were invention patents). By 2010, TEDA had accumulatively invested 2.321 billion yuan into its Hi-tech Development Fund and Hi-tech Venture Fund. It is home to 2,500 granted patents (among which 380 are invention patents and 800 granted patents were acquired by domestic-funded businesses).

* The cluster effect of resources for innovation began to emerge. The platform for innovation was uplifted. Research teams, talents and technologies were gathering at a faster pace. In 2010, TEDA reformed its hi-tech promotion system. It integrated hi-tech resources and established the TEDA Science and Technology Development Group to build a strong synergy for hi-tech innovation. TEDA attached high attention to small and medium-sized hi-tech companies. In particular, it fostered a group of "little hi-tech giants". By 2010, 1,233 local companies were recognized as hi-tech SMEs. China's national strategic incubation platform for biomedicine — the Tianjin Joint Academy of Biotechnology and Medicine (TJAB) has already accommodated over 40 research teams from home and abroad. Incubation platforms such as TEDA Science and Technology Development Center, TEDA Service Outsourcing Industrial Park, and TEDA Small and Medium-sized Enterprise Park have attracted a galaxy of research institutions such as National

Super-computing Center-Tianjin (NSCC-Tianjin), China First Heavy Industries (CFHI) Research & Development Center, and Tencent. Among them, Tianhe No.1, the world's fastest super computer with peak computing speed at 4,700 trillion times per second, is a star project of the National Super-computing Center-Tianjin. By 2010, TEDA had become home to 12 incubators, totaling 391,000 square meters. Currently, 350 start-up companies are under incubation. It also boasts 32 engineering and technological research centers, 24 enterprise-owned technology centers, 51 multinational-owned R&D centers, 35 venture investment companies, 79 enterprise-owned post-doctoral work stations and innovation practice bases where over 150 post-doctoral students are doing research.

* We saw robust R&D and innovation activities while application of hi-tech findings continued to boom. In 2010, over 260 hi-tech innovation programs from TEDA applied for various government grants. Among them, 150 were approved as municipal level (or above) hi-tech programs and received a total of 200 million yuan of government subsidies. In 2010, 11 programs from nine TEDA companies received Tianjin Hi-tech Award. Four companies were approved as municipal-level engineering centers, and another two approved as municipal-level company-owned technology centers.

* In this year, 18 local companies were recognized as hi-tech ones and six as software companies. By 2010, TEDA is home to 179 hi-tech companies and 71 certified software companies. The year saw 645 million yuan of revenue from technology trading. 361 technology contracts and 20 hi-tech accreditations were registered.

VI. Trade Promotion

* Trade promotion mechanism became more complete. In 2010, TEDA carried on the program of "problem-solving, change-facilitating, and capacity-promoting". The role of Business Service Center has been further highlighted in terms of post-registration services. We helped local companies solve a large number of problems concerning financing, labor, trademark registration, customs clearance, tariff, raw material, and market channel. Through proactive trade promotion efforts, we not only facilitated economic growth but also consolidated the existing economic groundwork.

* Import and export saw rapid growth. In 2010, TEDA's total import and export value totaled US\$ 33.975 billion, up by 26.5%. Among it, US\$ 31.791 billion was contributed by overseas, Hong Kong, Taiwan, and Macao investors, up by 28.0%. Total

import value hit US\$ 17.422 billion, up by 28.9%. Among it, US\$ 16.023 billion was contributed by overseas, Hong Kong, Taiwan, and Macao investors, up by 30.9%. Total export value hit US\$ 16.553 billion, up by 24.1%. Among it, US\$ 15.768 billion was contributed by overseas, Hong Kong, Taiwan, and Macao investors, up by 25.3%. Export value of processing trade hit US\$ 14.48 billion. Export value of general trade hit US\$ 1.987 billion. Export rate of the regional industrial products was 21.4%.

* Volume of major export products saw stable growth. Key products such as mobile phones and parts, integrated circuits, semiconductor components, high-frequency tuners, digital cameras, lithium-ion batteries, capacitors and resistors, auto audio players, medical products, medical instruments and devices, and containers saw rapid growth. Export value of hi-tech products hit US\$ 10.806 billion, accounting for 65.3% of the region's total. Export value of machinery and electronic products hit US\$ 14.982 billion, accounting for 90.5% of the region's total.

* Key companies remained as the driving force for export. In 2010, 666 local companies conducted export business. Among them, 110 companies (adding nine to last year's figure) saw a respective export value of over US\$ 10 million. Their total export value hit US\$ 15.663 billion, accounting for 94.6% of the region's total. 23 companies (adding one to last year's figure) saw a respective export of US\$ 100 million. Their total export value hit US\$ 13.254 billion, accounting for 80.1% of the region's total.

* Foreign trade saw balanced growth. Over the year TEDA traded with 180 countries and regions in the world, among them 175 are export destinations. Export to the United States totaled US\$ 4.387 billion. Export to the European Union was US\$ 3.089 billion. Export to the ASEAN countries was US\$ 1.067 billion. Export to South Korea was US\$ 2.249 billion. Export to Japan was US\$ 1.115 billion. Export to Russia was US\$ 214 million.



* Service trade proceeded at a stable pace. Land replacement of Export Processing Zone saw smooth progress. The Bonded Logistic Center was enclosed for operation. The main and secondary structure of the Service Outsourcing Base White-collar Apartment was completed.

VII. Investment in Fixed Assets and Urban Construction

* Investment in fixed assets grew rapidly. In 2010, total investment in fixed assets saw a y-o-y increase of 49.5% to 50.063 billion yuan, among which investment from overseas, Hong Kong, Macao and Taiwan projects accounted for 12.443 billion yuan. By the end of 2010, investment in fixed assets had accumulated to 276.465 billion yuan.

* In 2010, investment of industrial projects in TEDA totaled 17.913 billion yuan, accounting for 35.8% of the region's total investment in fixed assets. Respective investment in fixed assets of 137 industrial projects exceeded 10 million yuan. Among them, 36 projects saw a respective investment in fixed assets of over 100 million yuan. Heavyweight projects such as Bohai Drilling, Great Wall Motor, China's next-gen carrier rocket base, Samsung LED, Novo Nordisk's insulin filling facility, Samsung SDI Battery, the upgrade program of FAW Toyota REIZ, Tingyi, and Novozymes' Biopharma are the main drivers of the region's investment growth.

* Investment in the tertiary sectors scaled up. In 2010, investment in the tertiary sectors grew up by 102.6% to 32.12 billion yuan, among which investment in the real estate sector was up by 37.5% to 4.464 billion yuan. Projects from high-growth sectors such as Tencent Data Center, Sheraton Hotel, Aeon Mall, Standard Chartered Scope International, Circum-Bohai International Logistics Center, Alexandria Incubator, and Samsung Mobile R&D Center added more fuel to the region's fast-growing modern service sectors.

* All-round efforts were made to uplift the region's image. In 2010, a series of key projects such as the Service Outsourcing White-collar Apartment, National Supercomputing Center, public housing project, No.5 Kindergarten, TEDA West Blue-collar Apartment, Binhai International Convention Center were completed. Projects such as Modern Service District (MSD), Phase II of Science & Technology Development Center, Thirteenth Avenue Blue & White-collar Apartment, CTF Binhai Center, headquarters of General Nice Group, and Bar Street of TEDA Promenade not only promoted local economy but also facilitated the upgrading of the region's industrial mix. In 2010, total floor area of new build-

ings reached 2.035 million square meters while the figure for completed buildings was 1.9183 million square meters. Total floor area of new buildings over these years reached 23.603 million square meters and the figure for completed buildings was 17.584 million square meters.

* Capacity of public utilities continued to improve. In 2010, TEDA redoubled its efforts in infrastructure building. Projects such as the second water supply line from TEDA East to TEDA West, the No.2 Thermal Power Plant of TEDA West, expansion project of the No.1 Thermal Power Plant in TEDA West, Diversion Project of Desalinated Seawater from Bei Jiang Power Plant into TEDA East, Tuanjie Road 110 KV Substation of Nangang Industrial Zone, alteration and expansion of Jinbin Highway, and alteration of Xinggang Bridge have been completed. Phase I and II renovation of local water plant, the third water outlet pipeline of local water plant, tap water project of Nangang Industrial Zone, expansion of the wastewater treatment plant of TEDA West, the 110 KV line entry project into Xibu 220 KV Substation, the underground 35 KV substation of MSD are under construction. Over the year, 18.876 billion yuan were invested in infrastructure, up by 108.8% year on year. Infrastructure investment over the years accumulated to 62.853 billion yuan.

* Construction in Nangang Industrial Zone scored robust progress. The 78-kilometer breakwater (cofferdam) has been basically completed, enclosing 65 square kilometers of sea area and adding 20 square kilometers of land area. In Nangang, road network became more complete and its energy capacity was basically in place. The newly completed standard factory buildings, Nangang Sub Command Center, and Nangang Comprehensive Service Center further optimized its investment environment. Port construction accelerated. Main body of Nangang Construction Material Terminal Pier has been finished. Sino-Russia 13-million-ton oil refinery broke earth. PetroChina one-million-cubic-meter commercial reservoir for crude oil has been completed. All these witnessed the substantial progresses of industrial projects in Nangang. In 2010, investment in fixed assets in Nangang grew by 302.1% year on year to 13.064 billion yuan, among which 11.904 billion yuan went to infrastructure, up by 266.4% year on year.

* Construction in TEDA West picked up speed in an all-round way. Land requisition and relocation has been basically completed. Construction of public utilities gained momentum. Planning and construction for its living estate was unveiled. Key projects such as the next-gen carrier rocket industrialization base, Great Wall Motor, Xinxing Pipes, and Maolian Science and Technology saw smooth progress. TEDA West has become the key carrier of major

manufacturing projects for TEDA as a whole. In 2010, investment in fixed assets in TEDA West totaled 5.543 billion yuan, among which 1.392 billion yuan went to infrastructure.

* Comprehensive supply capacity was uplifted in every aspect. In 2010, TEDA's water consumption was 54.8992 million cubic meters. Consumption of recycled water was 2.8429 million cubic meters. Power consumption was 3.891 billion KWH. Natural gas consumption was 169 million cubic meters. Heat consumption was 4.5965 million tons. By the end of 2010, road length of TEDA totaled 430.87 kilometers. Total area of roads and bridges was 8.6775 million square meters. Length of water supply pipeline totaled 650.64 kilometers. Length of drainage pipeline totaled 1,147.83 kilometers. Water supply capacity was 493,000 tons per day. Heat supply capacity was 2184.50 tons per hour. Power supply capacity was 1592.00 MVA. Gas supply capacity was 2.708 million cubic meters per day. Waste water treatment capacity was 114,500 tons per day. Total rainwater drainage capacity was 298.26 cubic meters per second. Total waste water drainage capacity was 24.47 cubic meters per second. Total area of developed land was 84.21 square kilometers, among which industrial-purposed land accounting for 42.04 square kilometers.

VIII. Environmental Protection, Energy Conservation, and Emission Reduction

* The region's environmental quality remained good and stable. Air quality has been in a fairly good state. In 2010, TEDA saw 297 days with air quality at or above Grade II of National Ambient Air Quality Standards, scoring an air quality up-to-standard rate of 83.7%. Average environmental noise was 52.9 decibels while average traffic noise was 67.0 decibels, both meeting national standard on regional environmental noise. Water quality remained stable. In 2010, water quality of the water source for local centralized portable water supply was 100% up to standard. Full marks were also scored in the water quality of disposed waste water from local water treatment plants, on-line monitoring rate of Tianjin's key water pollution sources, and on-line monitoring rate of flue gas.

* The region's eco-friendly industrial sectors and circular economy were pushed forward. As one of China's earliest demonstration parks for eco-friendly industries and a pilot zone for circular economy, TEDA has been strictly following relevant state and municipal regulations. We have fulfilled

every task outlined by the circular economy pilot program and compiled the TEDA Circular Economy Development Plan (2011-2020). We carried out more in-depth international cooperation, promoted the region's circular and low-carbon economy towards a higher level, and made positive efforts to build on the international cooperation platform for low-carbon economy. Our ISO14001 Environmental Management System has been running well. By the end of 2010, 164 companies have obtained ISO 14001 certification.

* The region has become greener. In 2010, TEDA saw its green patches increase by 1.1035 million square meters. By the end of the year, its total green area reached 14.6863 million square meters, including 1.43 million square meters of parkland. Throughout the completed part of TEDA, green space ratio reached 18.4% and green coverage rate 24.7%.

* Energy conservation and emission reduction progressed smoothly. Upgrading and renovation of the No.1 Waste Water Treatment Plant in TEDA East, and the expansion and upgrading of Waste Water Treatment Plant in TEDA West has been completed for water testing. So far all the emission reduction projects of TEDA have been completed on time. Annual target for the emission reduction of main pollutants has been completed as scheduled. Emission of sulfur dioxide was cut by 2.0%. Emission of Chemical Oxygen Demand (COD) has met the control target of the year. Energy consumption per 10,000 yuan of GDP saw a y-o-y drop of 1.0% to 160.43 kilograms of coal equivalent. Energy consumption per 10,000 yuan of industrial value-added saw a y-o-y drop of 0.4% to 142.04 kilograms of coal equivalent. Power consumption per 10,000 yuan of GDP saw a y-o-y drop of 8.1% to 485.56 KWH. Power consumption per 10,000 yuan of industrial value-added saw a y-o-y drop of 7.9% to 450.41 KWH. Fresh water consumption per 10,000 yuan of GDP saw a y-o-y drop of 7.9% to 4.94 cubic meters. Water consumption per 10,000 yuan of industrial value-added saw a y-o-y drop of 3.4% to 4.05 cubic meters.

IX. City and Community Management

* Education system further optimized, and education quality remarkably improved. In 2010, TEDA No.1 Middle School was accredited by Tianjin Municipal Education Commission as a key municipal-level middle school. No.5 and No.6 kindergartens were built up and put into use. The modernization qualification program of compulsory

education schools was launched. As a result, the regional education reached a new level. By the end of 2010, there were altogether 12 schools of various kinds, including five colleges and universities, and one non-government-owned school. The total enrollment of students was 36,800, of which there were 30,300 from colleges and universities, 6,526 from elementary and secondary schools (including 669 foreign students). There were eight kindergartens providing services to 2,017 children. The number of teaching staff reached 3,072, and 117 of them came from overseas. In 2010, 90% of senior high school graduates went to study in regular universities and colleges of China, and 100% of children in both permanent and migrant population were enrolled and received nine-year compulsory education.

* The medical and health services were enhanced. Public health reform was deepened in 2010. The innovative system and mechanism of TEDA International Cardiovascular Hospital were valued by national authorities and popularized nationwide. TEDA Hospital steadily progressed towards its goal of becoming a top-level grade-A hospital. The development of community health service centers was actively promoted, and the health service station of the Cuiheng community and the clinic of the Microelectronics Industrial Park were built up. TEDA organized activities for the Year of Health Promotion, and collaborated with the World Health Organization and the United Nations Population Fund in the health promotion and medical service program for the young transient population of Tianjin. By 2010, there were nine general hospitals, three special hospitals, 14 non-government-owned medical institutions, eight community health service stations, and 53 clinics affiliated to businesses. 1,479 medical professionals of various kinds worked in TEDA, 204 of which possessed senior professional titles. 1,026 beds were available in hospitals. In the year, TEDA's medical institutions provided 557,100 person-times of diagnosis and treatment services.

* A multi-level platform for cultural development was built. In 2010, TEDA accelerated the platform building for the supervision of its cultural market and vigorously promoted licensed software. Efforts were made to renovate public stadiums, highlight the efficient use of gymnasiums, and energetically organize cultural and sports activities. With its focus on cultural innovation, TEDA promulgated the *Proposals on Promoting the Development of the Cultural and Creative Industry of TEDA* and established the TEDA Cultural and Creative Industry Alliance. Moreover, it advanced the building of industrial museums. Master Kong Instant Noodle Impression Museum and Zhongxin Pharmaceutical Museum were first unveiled as Tianjin industrial tourism bases. In the year, TEDA Archives, which

reserved 450,000 archives, provided 20,000 archive reference services. By the end of 2010, TEDA Library collected 1.01 million books, including 360,000 electronic publications. In the year, the Library accumulatively received 1.03 million readers and offered 230,000 book-lending services.

* TEDA kept introducing new ideas to urban management. In 2010, the digital urban management system played an outstanding role. Among the seven technical innovation achievements on digital urban management system reported by TEDA, four were granted patents for utility model by the State Intellectual Property Office. TEDA first conducted online law enforcement examination and approval among Tianjin's urban management departments and developed the mobile phone-based examination and approval procedures. Featuring TEDA model in an all around way, community management led to more standardized community work and more professional community services. By the end of 2010, there were seven communities and seven residents' committees. It also established 20 volunteer service stations and 60 volunteer organizations in communities. In the year, 1,451 volunteer activities were organized, and volunteers contributed 110,000 hours of services. There were totally 21 public bodybuilding establishments in TEDA. The work related to the non-government relief, employment of ex-servicemen, preferential treatment to ex-servicemen or their family members, senior citizens, ethnic groups, religions, and birth control progressed smoothly.

X. Population and Labor

* The employed population climbed up steadily. By the end of 2010, the employed population rose by 10.2% to 419,200, of which that in the East Zone grew by 10.5% to 268,000, that in foreign, Hong Kong, Macao, and Taiwan funded businesses went up by 13.1% to 248,800, and that in domestic-funded ones rose by 6.2% to 170,400.

* People's income kept rising. In 2010, the remuneration of employees in TEDA increased by 25.5% to 21.248 billion yuan, of which that of employees in foreign, Hong Kong, Macao, and Taiwan funded businesses grew by 26.3% to 12.582 billion yuan and that of employees in domestic-funded businesses up by 24.3% to 8.666 billion yuan. TEDA's per capita remuneration of employees increased by 11.1% to 52,800.

* HR supply was further strengthened. In 2010, TEDA totally recruited 80 senior talents. By the end of 2010, accumulatively 778 senior talents chose to work in TEDA. There were 56 corporate postdoctoral workstations employing 78 postdoctoral

researchers. There were altogether 11 HR service organizations, including nine private ones. In the year, TEDA trained 15,500 technicians, and 4,657 of them held professional titles at or above medium level. In 2010, 54 job fairs were organized, with the participation of 11,600 businesses and 82,300 people. A total of 23,000 new jobs were created for the whole year. Six new youth vocational probation bases were set up, so the number of such bases amounted to 66 by the end of 2010.

* The labor security system was consolidated to ensure and improve livelihood. TEDA kept on strengthening wage management to effectively protect the interests of employees. In 2010, 302 businesses organized collective consultations on wages, involving 142,000 employees. Industrial injury cases of 1,236 person-times were handled and identified.

* TEDA's social security advanced steadily. As 203 organizations joined in the social security system of TEDA in 2010, the system contained accumulatively 4,427 organizations. The old age insurance covered 225,900 people, and medical insurance 230,800. A total of 3.161 billion yuan of premium was paid for old age insurance, medical insurance, unemployment insurance, industrial injury insurance, maternity insurance, and children's medical insurance, up by 4.5% from the previous year. Out of the total, 2.063 billion yuan was paid for basic old age insurance and 790 million yuan for medical insurance. In the year, altogether 141 million yuan of old age insurance indemnities were granted, and 7,125 retirees received pension.

* Work safety maintained stable. In 2010, TEDA went on introducing new ideas to its work safety supervision pattern and proactively pushed forward the building of its regional long-term work safety mechanism. The death toll per 100 million yuan of GDP in TEDA was 0.0025, much lower than the average of Tianjin and that of China.

XI. The Building of Legal System and Government Administration

* Efforts were directed to building new mechanisms in the local legal system. In 2010, abiding by the principal of governing TEDA by law and pursuing the tenet of openness, justice and impartiality, TEDA continued to improve its legal environment and safeguard the legitimate rights and interests of businesses and citizens. In 2010, TEDA sorted out altogether 63 administrative and regulatory papers formulated by the TEDA Administrative Commission, its departments, and other related

organizations. Among these papers, 39 remained valid, eight were annulled, and 16 were revised. TEDA carried out the responsibility system and the appraisal system for administrative law enforcement as well as measures for responsibility investigations into misjudged cases. Archives on administrative licensing and penalties in the TEDA Administrative Commission were assessed and examined. Altogether 57 archives on administrative law enforcement of ten administrative law enforcement departments were appraised and examined. Among the archives, 32 were on administrative licensing and 25 on administrative penalties. Law enforcement departments as well as administrative departments of TEDA were organized to receive trainings on the *Regulation of Tianjin on Urban Management*, etc., which helped law enforcement teams heighten their awareness of administration by law and law enforcement capacity. Work was done to give play to the role of legal institutions as legal advisers, and the capacity of TEDA for administration by law was effectively improved. By the end of 2010, there were a total of 55 administrative regulations in effect in TEDA.

* Positive work was done to build a harmonious and stable social environment. In 2010, while devoting major efforts to developing economy, TEDA maintained a harmonious and stable social order, with the joint support of the court, procuratorate, public security bureau, traffic police contingent, armed police contingent, and fire brigade. The Legal Aid Center accepted 1,726 legal aid cases, seven of which were criminal cases. The Center also dealt with 31 cases of legal emergencies and retrieved 10.27 million yuan of economic loss. By the end of 2010, there were 21 law firms. Trade unions were operating in 1,682 businesses, and the number of trade union members reached 121,200.

* The function and influence of informationized platforms were expanded. In 2010, TEDA continued the building of e-government network and rendered more services in the development of e-government, e-commerce, and e-community, and improved the function and efficiency of its online public services. TEDA Call Center continued to play its part and offer 7×24 services.

* Investment environment and services were consistently optimized. In 2010, TEDA enhanced the long-term mechanism of serving businesses. It energetically advanced institutional reforms, bettered state assets supervision mechanism, and heightened government administration capacity. TEDA gave play to the comprehensive role of public finance, tightened audit and supervision, stressed e-government services and added efficiency to administration. TEDA's software for supporting investment was improved.

STATISTICAL
COMMUNIQUE

2010

2010 Annual Report of Tianjin Economic-Technological
Development Area

